




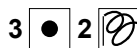
Results

| Rank | Name | NOC Code | 5  | | | 3  2  | | | Total |
|------|--------------------|----------|---|--------|------|---|--------|------|--------|
| | | | Score | Rk | Pen | Score | Rk | Pen | |
| 1 | Russian Federation | RUS | 9.200 | 18.366 | (1) | 9.100 | 18.200 | (1) | 36.566 |
| | | E | 9.166 | | | 9.100 | | | |
| 2 | Italy | ITA | 8.800 | 17.366 | (4) | 8.800 | 17.383 | (2) | 34.749 |
| | | E | 8.566 | | | 8.583 | | | |
| 3 | Israel | ISR | 8.700 | 17.333 | (7) | 8.550 | 17.050 | (3) | 34.383 |
| | | E | 8.633 | | | 8.500 | | | |
| 4 | Bulgaria | BUL | 8.800 | 17.666 | (2) | 8.600 | 16.633 | (7) | 34.299 |
| | | E | 8.866 | | | 8.033 | | | |
| 5 | Spain | ESP | 8.750 | 17.358 | (5) | 8.700 | 16.733 | (5) | 34.091 |
| | | E | 8.608 | | | 8.033 | | | |
| 6 | Azerbaijan | AZE | 8.550 | 17.350 | (6) | 8.600 | 16.700 | (6) | 34.050 |
| | | E | 8.800 | | | 8.100 | | | |
| 7 | France | FRA | 8.400 | 16.566 | (11) | 8.450 | 16.516 | (8) | 33.082 |
| | | E | 8.166 | | | 8.066 | | | |
| 8 | Ukraine | UKR | 8.150 | 16.033 | (12) | 8.650 | 16.850 | (4) | 32.883 |
| | | E | 7.933 | -0.05 | | 8.200 | | | |
| 9 | Switzerland | SUI | 8.300 | 16.566 | (10) | 8.050 | 15.750 | (9) | 32.316 |
| | | E | 8.266 | | | 7.700 | | | |
| 10 | Greece | GRE | 8.300 | 16.666 | (9) | 7.800 | 15.233 | (11) | 31.899 |
| | | E | 8.366 | | | 7.433 | | | |
| 11 | Germany | GER | 8.300 | 16.700 | (8) | 8.075 | 15.041 | (12) | 31.741 |
| | | E | 8.400 | | | 6.966 | | | |
| 12 | Finland | FIN | 8.150 | 16.016 | (13) | 7.975 | 15.575 | (10) | 31.591 |
| | | E | 8.166 | -0.30 | | 7.600 | | | |
| 13 | Latvia | LAT | 7.700 | 15.533 | (15) | 7.100 | 14.133 | (14) | 29.666 |
| | | E | 7.833 | | | 7.333 | -0.30 | | |
| 14 | Poland | POL | 7.575 | 15.708 | (14) | 7.025 | 13.325 | (16) | 29.033 |
| | | E | 8.133 | | | 6.300 | | | |
| 15 | Hungary | HUN | 7.325 | 14.325 | (19) | 7.075 | 14.475 | (13) | 28.800 |
| | | E | 7.000 | | | 7.400 | | | |
| 16 | Czech Republic | CZE | 7.450 | 14.783 | (16) | 6.875 | 13.075 | (17) | 27.858 |
| | | E | 7.333 | | | 6.200 | | | |
| 17 | Belarus | BLR | 8.700 | 17.400 | (3) | 6.800 | 10.400 | (21) | 27.800 |
| | | E | 8.700 | | | 4.500 | -0.90 | | |
| 18 | Austria | AUT | 7.150 | 13.850 | (20) | 7.000 | 13.916 | (15) | 27.766 |
| | | E | 6.700 | | | 6.966 | -0.05 | | |
| 19 | Turkey | TUR | 7.025 | 14.525 | (17) | 6.750 | 12.716 | (20) | 27.241 |
| | | E | 7.500 | | | 6.566 | -0.60 | | |
| 20 | Portugal | POR | 7.400 | 14.333 | (18) | 6.750 | 12.750 | (19) | 27.083 |
| | | E | 6.933 | | | 6.600 | -0.60 | | |
| 21 | Slovakia | SVK | 6.800 | 13.566 | (21) | 6.350 | 12.816 | (18) | 26.382 |
| | | E | 6.766 | | | 6.466 | | | |

Legend:



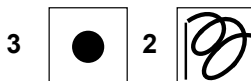
5 Pairs of Clubs



3 Balls - 2 Ribbons



Results



| Rank | Name | NOC Code | D Score | E Score | Pen | Total |
|------|--------------------|----------|---------|---------|------|-----------|
| 1 | Russian Federation | RUS | 9.100 | 9.100 | | 18.200 Q |
| 2 | Italy | ITA | 8.800 | 8.583 | | 17.383 Q |
| 3 | Israel | ISR | 8.550 | 8.500 | | 17.050 Q |
| 4 | Ukraine | UKR | 8.650 | 8.200 | | 16.850 Q |
| 5 | Spain | ESP | 8.700 | 8.033 | | 16.733 Q |
| 6 | Azerbaijan | AZE | 8.600 | 8.100 | | 16.700 Q |
| 7 | Bulgaria | BUL | 8.600 | 8.033 | | 16.633 Q |
| 8 | France | FRA | 8.450 | 8.066 | | 16.516 Q |
| 9 | Switzerland | SUI | 8.050 | 7.700 | | 15.750 R1 |
| 10 | Finland | FIN | 7.975 | 7.600 | | 15.575 R2 |
| 11 | Greece | GRE | 7.800 | 7.433 | | 15.233 R3 |
| 12 | Germany | GER | 8.075 | 6.966 | | 15.041 |
| 13 | Hungary | HUN | 7.075 | 7.400 | | 14.475 |
| 14 | Latvia | LAT | 7.100 | 7.333 | 0.30 | 14.133 |
| 15 | Austria | AUT | 7.000 | 6.966 | 0.05 | 13.916 |
| 16 | Poland | POL | 7.025 | 6.300 | | 13.325 |
| 17 | Czech Republic | CZE | 6.875 | 6.200 | | 13.075 |
| 18 | Slovakia | SVK | 6.350 | 6.466 | | 12.816 |
| 19 | Portugal | POR | 6.750 | 6.600 | 0.60 | 12.750 |
| 20 | Turkey | TUR | 6.750 | 6.566 | 0.60 | 12.716 |
| 21 | Belarus | BLR | 6.800 | 4.500 | 0.90 | 10.400 |

Legend:

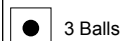
D Difficulty

E Execution

Pen Penalty

Q Qualified for Group Apparatus 2 Final

Rx Reserve for Group Apparatus 2 Final



Results


5



| Rank | Name | NOC Code | D Score | E Score | Pen | Total |
|------|--------------------|----------|---------|---------|------|-----------|
| 1 | Russian Federation | RUS | 9.200 | 9.166 | | 18.366 Q |
| 2 | Bulgaria | BUL | 8.800 | 8.866 | | 17.666 Q |
| 3 | Belarus | BLR | 8.700 | 8.700 | | 17.400 Q |
| 4 | Italy | ITA | 8.800 | 8.566 | | 17.366 Q |
| 5 | Spain | ESP | 8.750 | 8.608 | | 17.358 Q |
| 6 | Azerbaijan | AZE | 8.550 | 8.800 | | 17.350 Q |
| 7 | Israel | ISR | 8.700 | 8.633 | | 17.333 Q |
| 8 | Germany | GER | 8.300 | 8.400 | | 16.700 Q |
| 9 | Greece | GRE | 8.300 | 8.366 | | 16.666 R1 |
| 10 | Switzerland | SUI | 8.300 | 8.266 | | 16.566 R2 |
| 11 | France | FRA | 8.400 | 8.166 | | 16.566 R3 |
| 12 | Ukraine | UKR | 8.150 | 7.933 | 0.05 | 16.033 |
| 13 | Finland | FIN | 8.150 | 8.166 | 0.30 | 16.016 |
| 14 | Poland | POL | 7.575 | 8.133 | | 15.708 |
| 15 | Latvia | LAT | 7.700 | 7.833 | | 15.533 |
| 16 | Czech Republic | CZE | 7.450 | 7.333 | | 14.783 |
| 17 | Turkey | TUR | 7.025 | 7.500 | | 14.525 |
| 18 | Portugal | POR | 7.400 | 6.933 | | 14.333 |
| 19 | Hungary | HUN | 7.325 | 7.000 | | 14.325 |
| 20 | Austria | AUT | 7.150 | 6.700 | | 13.850 |
| 21 | Slovakia | SVK | 6.800 | 6.766 | | 13.566 |

Legend:

D Difficulty **E** Execution **Pen** Penalty **Q** Qualified for Group Apparatus 1 Final **Rx** Reserve for Group Apparatus 1 Final

 5 Pairs of Clubs